



# Ofsted, Results and Our Vision

Tuesday 9<sup>th</sup> September 2014



# Ofsted

# Ofsted Judgements – 2013


- ▶ Attainment and Achievement – Requires Improvement
- ▶ Teaching – Requires Improvement
- ▶ Leadership and Management – Good
- ▶ Behaviour – Good

“Teaching and pupil achievement is rapidly improving”

*(Ofsted – October 2013)*



# School Judgements – 2013

- ▶ Attainment and Achievement – Requires Improvement
  - ▶ Teaching – Requires Improvement
  - ▶ Leadership and Management – Good
  - ▶ Behaviour – Good
- 
- ▶ These were the judgements I presented to the inspectors based on my knowledge of the school.
- 

# Ofsted's Development Points – October 2013

- ▶ Point 1 – Ensure that teaching is consistently good or better, by:

*making sure that work is always challenging enough, including for the more able demonstrating clearly to pupils what they are expected to do and meant to learn in each lesson.*

- ▶ Point 2 – Increase pupils' achievement, by:

*making sure that pupils use what they have learned about sounds and letters when reading and spelling  
expanding opportunities for pupils to develop their literacy and numeracy when working in other subjects  
ensuring that pupils check their work and correct avoidable errors.*

- ▶ Point 3 – Expand the role of the new subject leaders so that they have a greater impact on teaching and learning.



# 2014 Results and what they mean to us

# EYFS Data – Good Level of Development

	Peterborough Data		
GLD	47%		



# EYFS Data – Good Level of Development

	Peterborough Data	National Data	
GLD	47%	52%	



# EYFS Data – Good Level of Development

	Peterborough Data	National Data	School 2014 Data
GLD	47%	52%	80%

# Year 1 Phonics

	2014 School Data	2013 National Data	2013 School Data
Achieved	87%	69%	50%

# Year 1 Phonics

	2014 School Data	2013 National Data	2013 School Data
Achieved	87%	69%	50%

# Year 2 Phonics (Re-check)

	2014 School Data	2013 National Data	2013 School Data
Achieved	100%	69%	100%

# Year 2 Phonics (Re-check)

	2014 School Data	2013 National Data	2013 School Data
Achieved	100%	69%	100%

# Year 2 Data – Reading

	2014 School Data	2013 National Data	2013 School Data
Level 2	97%	89%	100%
Level 2b+	83%	79%	72%
Level 3	33%	29%	24%

# Year 2 Data – Reading

	2014 School Data	2013 National Data	2013 School Data
Level 2	97%	89%	100%
Level 2b+	83%	79%	72%
Level 3	33%	29%	24%



# Year 2 Data – Writing

	2014 School Data	2013 National Data	2013 School Data
Level 2	90%	85%	93%
Level 2b+	80%	67%	59%
Level 3	17%	15%	17%

# Year 2 Data – Writing

	2014 School Data	2013 National Data	2013 School Data
Level 2	90%	85%	93%
Level 2b+	80%	67%	59%
Level 3	17%	15%	17%

# Year 2 Data – Maths

	2014 School Data	2013 National Data	2013 School Data
Level 2	93%	91%	93%
Level 2b+	87%	78%	79%
Level 3	23%	23%	31%

# Year 2 Data – Maths

	2014 School Data	2013 National Data	2013 School Data
Level 2	93%	91%	93%
Level 2b+	87%	78%	79%
Level 3	23%	23%	31%

# Year 6 Data – Reading

	2014 School Data	2014 National Data	2013 School Data
Level 4+	93%	89%	93%
Level 5+	56%	50%	48%
Level 6	0%	0%	4%

# Year 6 Data – Reading

	2014 School Data	2014 National Data	2013 School Data
Level 4+	93%	89%	93%
Level 5+	56%	50%	48%
Level 6	0%	0%	4%

# Year 6 Data – Writing

	2014 School Data	2014 National Data	2013 School Data
Level 4+	89%	86%	85%
Level 5+	30%	33%	33%
Level 6	4%	2%	0%



# Year 6 Data – Writing

	2014 School Data	2014 National Data	2013 School Data
Level 4+	89%	86%	85%
Level 5+	30%	33%	33%
Level 6	4%	2%	0%

# Year 6 Data – Maths

	2014 School Data	2014 National Data	2013 School Data
Level 4+	93%	86%	78%
Level 5+	48%	42%	44%
Level 6	15%	9%	0%

# Year 6 Data – Maths

	2014 School Data	2014 National Data	2013 School Data
Level 4+	93%	86%	78%
Level 5+	48%	42%	44%
Level 6	15%	6%	0%

# Year 6 Data – Progress in Reading

	2014 School Data	2013 National Data	2013 School Data
Expected	96%	88%	96%
Above Expected	44%	30%	27%

# Year 6 Data – Progress in Writing

	2014 School Data	2013 National Data	2013 School Data
Expected	100%	91%	88%
Above Expected	30%	30%	27%

# Year 6 Data – Progress in Maths

	2014 School Data	2013 National Data	2013 School Data
Expected	96%	88%	88%
Above Expected	41%	31%	23%

# Year 6 Data – Progress in Maths

	2014 School Data	2013 National Data	2013 School Data
Expected	96%	88%	88%
Above Expected	41%	31%	23%



# Year 6 Data – Progress Measure – Reading

	2014 School Data	2012 School Data
Average Point Score	14.3	12.1

12.0 is the basic expectation for progress from Yr2 to Yr6

# Year 6 Data – Progress Measure – Writing

	2014 School Data	2012 School Data
Average Point Score	13.7	10.9

12.0 is the basic expectation for progress from Yr2 to Yr6

# Year 6 Data – Progress Measure – Maths

	2014 School Data	2012 School Data
Average Point Score	14.3	11.2

12.0 is the basic expectation for progress from Yr2 to Yr6

# Ofsted's Development Points – October 2013

- ▶ Point 1 – Ensure that teaching is consistently good or better, by:

*making sure that work is always challenging enough, including for the more able demonstrating clearly to pupils what they are expected to do and meant to learn in each lesson.*

- ▶ Point 2 – Increase pupils' achievement, by:

*making sure that pupils use what they have learned about sounds and letters when reading and spelling  
expanding opportunities for pupils to develop their literacy and numeracy when working in other subjects  
ensuring that pupils check their work and correct avoidable errors.*

- ▶ Point 3 – Expand the role of the new subject leaders so that they have a greater impact on teaching and learning.

Everyone working at school  
is determined and dedicated  
to achieving an Ofsted  
rating of 'Good' because  
that is the minimum your  
children deserve.




# Our Vision

# The Newborough C of E Primary School Vision


Our vision is to provide every child with the best education in an environment where they are central to all we do. We will achieve this through seven core principles:

**Inspire** – We will inspire awe and wonder in a creative environment where every child is surrounded and supported by role models that nurture an independent love of learning.







# The Newborough C of E Primary School Vision

- ▶ **Nurture** – We will nurture the abilities and talents of every child, regardless of their starting point. We want every child to feel happy, valued and loved in an environment where risks are taken without fear of failure.
  - ▶ **Celebrate** – We will celebrate every child's achievements across a range of areas that ensure each child knows we care about what they can do.
- 

# The Newborough C of E Primary School Vision

- ▶ **Challenge** – We will encourage each child to achieve their potential by challenging them, supporting them to be brave and take risks and to develop the perseverance and resilience when situations seem difficult.
  - ▶ **Achieve** – We will enable each child to experience academic and personal achievement and understand what it means to be successful. We will contribute to create an outstanding and supportive community where these links provide a wide range of opportunities for our children.
- 

# The Newborough C of E Primary School Vision

- ▶ **Excel** – We will support every member of staff and every adult as they contribute to the education and well-being of our children. We will strive to provide rapid academic progress through high expectations and outstanding teaching. Each child will excel academically, emotionally and socially during their time at Newborough Primary School.
  - ▶ **Safe** – We will respect everyone's views, ideas and feelings in a physically and emotionally safe environment where Christian values are upheld. We make a commitment to not tolerate bullying or prejudice of any kind.
- 

# New for 2014/2015

- ▶ The introduction of mini-report cards at each parents evening

# The Mini-Report Card

## Autumn Term 2014 – Mini Report Card

Child's name - \_\_\_\_\_

Class teacher - \_\_\_\_\_


<b>Effort:</b> A = outstanding effort B = good effort C = requires improvement	Working slightly below age related expectations	Working at age expectations	Working slightly above age expectations	Working consistently above age expectations	Effort grading
---	---	-----------------------------	---	---	----------------

<b>ENGLISH - Speaking and listening</b>	✓				
<b>ENGLISH - Reading</b>	✓				
<b>ENGLISH - Writing</b>	✓				
<b>MATHS - Using and applying knowledge</b>	✓				
<b>MATHS - Number and algebra</b>	✓				
<b>MATHS - Shape, space and measures</b>	✓				
<b>MATHS - Handling data</b>	✓				
<b>MATHS - Mental maths</b>	✓				

Next steps to improve:

- Maths -
- Reading -
- Writing -

# New for 2014/2015

- ▶ The introduction of mini-report cards at each parents evening
  - ▶ The role of Mrs Houghton to reduce the number of supply teachers that are required in school and to provide additional maths support
  - ▶ A parents group to help shape the way a child's attainment is communicated
- 

# Thank you for taking the time to be here today.

I will be around afterwards if you have any  
further questions